



Litearthacht Don Saol  
Áis do thuismitheoirí  
**Literacy for Life**  
A resource for parents



## Ag cabhrú le do pháiste Léamh agus scríobh Helping your child to read and write

Ón am a rugadh do pháiste, tá sibh ag múineadh dó/di conas cumarsáid a dhéanamh. Trí bheith ag labhairt agus ag éisteacht le do pháiste, trí bheith ag caint agus ag léamh leis / léi, trí focail agus fógraí a thaispeáint dó / di sa bhaile agus sa cheantar, tá tú tar éis teanga a chur os comhair do pháiste- ó bhéal agus scríofa. Foghlaimíonn do pháiste focail nua trí súgradh leat, foghlaimíonn sé/sí conas smaoineamh agus conas a m(h)othúcháin agus smaointe a chur in iúl. Nuair a thosaíonn do pháiste ar scoil, tá ról lárnach agat ina f(h)oghlam. De réir taighde, nuair a eagraíonn tuismitheoirí an baile chun litearthacht agus teanga a p(h)áiste a mhealladh, éiríonn níos fearr leis an bpáiste.

### Roinnt nodanna :

**Éist** le do pháiste. Taispeáin go bhfuil suim agat trí do ghothaí gnúise. Déan iarracht gan cur isteach ar do pháiste fad is atá sé/sí ag caint.

**Meall** do pháiste chun labhairt leat agus chun insint duit faoi rudaí: cairde, bréagáin nó caitheamh aimsire.

**Bain taitneamh** as bheith ag labhairt agus ag éisteacht le do pháiste.

**Triail:** Bheith ag éisteacht le agus ag canadh amhráin, bheith ag leamh nó ag rá rannta.

**Imir cluichí:** Feicim le mo shúilinn beag, rud éigin a thosaíonn leis an bhfuaim 'c' a fhuaimíonn ar nós 'bus'

**Déan leabhar** le do pháiste ag úsáid focail agus pictiúir; Mo Chlann nó Na Rudaí is fearr liom. Úsáid grianghraif, sean chártaí breithe nó pictiúir gearrtha as irisleabhair.

Since your child was born you have been teaching him or her to communicate. By speaking and listening to your child, by talking and reading to him or her, by pointing out words and notices at home or out and about, you have introduced your child to the world of language - spoken and written. Through playing with your child, he or she learns new words, and learns to think and to talk about his or her thoughts and feelings. When your child starts school, you continue to have a key role in helping him or her. According to research, children do better when parents organise the home to encourage their children's literacy and language development.

### Here are some tips:

**Listen** to your child. Nod or smile to show you are interested. Try not to interrupt while your child is speaking.

**Encourage** your child to talk and tell you about things: friends, toys or hobbies

**Enjoy** listening to and speaking to your child.

**Try:** listening to and singing songs or reading and saying nursery rhymes.

**Play games:** I spy with my little eye something beginning with the sound 'ch'/that rhymes with 'more'.

**Make a book** with your child using words and pictures: My Family or My Favourite Things. Use photographs, old birthday cards or cut-outs from magazines.

**Réitigh téamaí súgartha** cur i gcéill sa bhaile: oifig (sean fón, páipéar agus úirlis le scríobh leis), nó siopa (Boscaí bia, éadaí le gléasadh iontu, bróga, scipéad airgid, peann luaidhe, Páipéar).

Bain taitneamh **as gearradh** agus greamú le do pháiste.

**Cabhraigh** le do pháiste: marc a dhéanamh, patrúin a leanúint agus a chóipeáil, dathú, tarraingt agus a scríobh féin a thriail.  
**Úsáid** pinn luaidhe, criáin, cailc nó maircéirí.

**Déan iarracht** litreacha a fhoirmiú le taos súgartha nó i trádaire gainimh.

**Déan liosta** de rudaí atá le déanamh, cártaí buíochais nó fógra do sheomra leapan do pháiste.

**Dírigh aird** do pháiste ar phictiúir, fógraí, litreacha agus focail nuair a bhíonn siad amuigh: 'Ní ceadáitear madraí' (sa pháirc) nó 'Bailiú Bagáiste' (san aerfort).

**Tabhair cuairt** ar an leabharlann. Roghnaigh, féach ar agus labhair faoi leabhair le chéile.

**Cinntigh** go bhfeiceann do pháiste tú ag léamh irisleabhair nó leabhair, ag scríobh litreacha, r-phostanna nó liostaí siopadóireachta.

Coinnigh súil ar an méid ama a chaitheann do pháiste ag breathnú ar an **teilifís**.

**Set up pretend play themes** at home: an office (old phone, paper and something to write with) or a shop (food items, dress-up clothes, shoes, pretend cash register, pencil, paper).

**Enjoy cutting**, gluing and sticking with your child.

**Help your child to:** make marks, trace, and copy patterns, colour, draw or even try their own writing.

**Use** pencils, crayons, chalk or markers.

**Try forming letters** with play dough or in a sand tray.


**Make a to-do list**, thank you cards or a sign for his or her bedroom.

**Draw your child's attention** to pictures, signs, letters and words when out and about: 'No dogs allowed' (in the park) or 'Baggage collection' (in the airport).

**Visit the library.** Choose, look at and talk about books together.

**Let your child** see you reading magazines or books and writing letters, e-mails or a shopping list.

Monitor your child's time spent **watching TV**.



## Mata / Maths

Tá Matamaitic thart timpeall orainn i gcónaí. Cabhraíonn cumarsáid agus bheith ag glacadh páirt in imeachtaí laethúla ar nós dul ag an siopa, cócaireacht / bÁCáil, nó fiú ag leagadh an bhoird le Mata do pháiste. Cabhraíonn rímeanna simplí, á g(h)léasadh féin, ag foghlaim conas do sheans a ghlacadh agus cluichí cur i gcéill le do pháiste uimhreas, patrúin agus cruthanna, tomhas agus sortáil a thuiscint. Is féidir leat cabhrú le do pháiste fadhbanna matamaitice a réitiú gach lá tríd oibriú amach conas roinnt (bréagáin, milseáinsrl) nó cinntiú go bhfuil dóthain sceanra ag am dinnéir nó tríd rudaí a shortáil i ngrúpaí (éadaí, bréagáin, bróga srl). Tá alán bealaigh gur féidir leat cabhrú le do pháiste coincheapanna Matamaitice a thuiscint agus chun taitneamh a bhaint as sula dtosaíonn sé/sí ar scoil.

### Seo roinnt nodanna daoibh:

**Tabhair** roinnt soithí don pháiste chun súgradh leo. Úsáid focail ar nós: tógfaidh sé níos mó/ níos lú, nó folamh/lán. Triail bÁCáil nó spraoi le ghaineamh/uisce.

**Meall** do pháiste chun a bhréagáin a ghlanadh suas. Cur i gcomparáid iad: Tá an bréagán seo níos troime/éadroime, nó níos mó/níos lú ná..

**Déan patrúin** ag baint úsáid as cnaipí nó greamairí. Smaoinigh faoi phatrúin i ndathanna, méid agus cruthanna.

**Abair rímeanna** simplí comhairimh le chéile: This Old Man, Five Little Monkeys, Five Fat Sausages, One Two Buckle My Shoe

**Tabhair ábhair** mata don pháiste chun bheith ag spraoi leo: míosúir, rialóirí, fóin, uaireadóirí, cruiscíní, meána.

**Féach ar an gclog:** am don dinnéir/ naíonra/ leaba

Maths is everywhere around us. Talking to your child and letting him / her take part in everyday activities like going to the shop, cooking / baking, or even setting the table helps your child with maths. Knowing simple nursery rhymes, getting dressed, learning to take turns or playing pretend games, all help your child to understand number, pattern and shape, measuring and sorting. You can help your child to solve maths problems every day through working out how to share (toys, sweets etc.) or checking that there is enough cutlery at dinner time, or sorting objects into groups (clothes, toys, shoes etc.). Before your child starts school there are many ways you can help him/her to understand and enjoy maths.

### Here are some tips:

**Give** your child containers to play with. Use words such as: holds more / less or empty / full. Try activities such as baking or playing with sand/water.

**Encourage** your child to tidy up toys. Try comparing them: This toy is heavier / lighter, or bigger / smaller than.

**Make patterns** using buttons or clothes

pegs. Think about pattern in colour, size and shape.

**Say simple** counting rhymes together: This Old Man, Five Little Monkeys, Five Fat Sausages, One Two Buckle My Shoe

**Give your child** maths objects to play with: measuring tapes, rulers, phones, watches, jugs, weighing scales.

**Look at the clock:** time for dinner / pre-school / bed.

**Iarr ar do pháiste** cabhrú le sortáil: Meaitseáil stocáil, nó agcur rudaí sa chuisneoir/chófra.

**Féach ar chruthanna:** Cé mhéad ciorcal atá le feiceáil sa chistin? Cén cruthanna a fheiceann tú sa ghairdín? Féach ar leabhair agus pioc amach cruthanna éagsúla.

**Dírigh aird ar laethanta na seachtaine** agus amantaí difriúla i rith an lae: inniu, inné, amárach, maidin, oíche.

**Féach ar uimhreacha:** ar charranna, busanna, sna siopaí. Téigh ag lorg uimhreacha-comórtas chun an méid is mó uimhreacha a fháil.

**Déan tomhas ar do pháiste:** Cé chomh hard is atá sé/sí? Cén toise bróg a chaitheann sé/sí? Úsáid focail ar nós mór/beag, leathan/caol, ard/íseal.

**Imir cluichí comhairimh:** comhairigh na céimeanna ar an staighre -suas agus síos. Imir cluichí díisle simplí: Nathair agus dréimírí, Biongó nó Cleas na Bacóide.

**Tarraing nó déan cruthanna** ag úsáid gaineamh, pasta, criáin, gearrthóga cairtchlár. Labhair fúthu: Cearnóg/ciorcal, díreach/cuarach.

**Déan siopa** cur i gcéill ag úsáid stáin agus Pacáistí bia. Úsáid fíor airgead nó airgead bréige. Labhair faoi: Cé mhéid? Cén sóinseáil a fuaireamar?

**Ask your child to help with sorting:**

Matching socks, or putting things in the fridge / press.

**Look at shapes:** How many circles can you see in the kitchen? What shapes can you find in the garden? Look at books and pick out different shapes.

**Draw attention to the** days of the week and time of the day: today, yesterday, tomorrow, morning, night.


**Look at numbers:** on cars, buses, in shops. Have number hunts to see who can spot the most numbers.

**Measure your child:** How tall is he/she? What is his/her shoe size? Use words like big/small, wide/narrow, tall/short.

**Play counting games:** counting up and down stairs. Play simple games using a dice: Snakes and Ladders, Bingo or Hopscotch.

**Draw or make shapes** using sand, pasta, crayons, cardboard cut-outs. Talk about them: square/circle, straight/curved.

**Make a pretend shop** using tins and packets of food. Use real or pretend money. Talk about: How many? How much? What change did we get?







## Ag Ullmhú do Pháiste don scoil Preparing your child for school

Moltar go núsáidfeadh sibh na smaointe sa leabhrán seo chun cabhrú le bhur bpáistí trasdul éasca a dhéanamh ó bhaile go scoil agus chun cabhrú leo taitneamh a bhaint as na céad blianta ar scoil. Tá sé fíor thábhachtach go gcruthóidh sibh timpeallacht léitheoireachta sa bhaile. Is féidir é seo a dhéanamh go héasca trí scéal a léamh don pháiste ag am codlata gach oíche.

Molaimid go mbeadh do pháiste in ann na rudaí a leanas a dhéanamh sula dtosaíonn sé/sí ar scoil: Bheith in ann

- An leithreas a úsáid leis/léi féin
- A lámha a ní
- Seaicéad/cóta/geansaí a chuir orthu/a bhaint
- A s(h)eaicéad/c(h)óta a chrochadh suas
- Fáiscín Velcro ar a b(h)róga reatha a oscailt / dhúnadh
- A b(h)osca lóin agus ártach dí a oscailt/a dhúnadh go neamhspleách
- Beidh ar ainm do pháiste bheith scríofa go soiléir ar ghach píosa dá éide scoile, ar a b(h)osca lóin, mála srl.
- Ba chóir go n-aithneodh sé/sí a (h)ainm féin i scríbhinn agus ba chóir dó/di a bheith ag iarraidh é a scríobh go neamhspleách
- Comhaireamh go 5
- Ábalta scéalta simplí a insint, ach go háirithe síscéalta.
- Ábalta Rímeanna a rá/chanadh
- CUIR AINM AR ÉIDE SCOILE DO PHÁISTE.

It is recommended that you try to utilise the suggestions in this booklet to assist your child with an easy transition from home to school and to make their formative years in school an enjoyable experience. It is of vital importance that you create a reading environment in your home. This can be done very simply by reading a bedtime story to your child nightly.

We recommend that your child can do the following before commencing school:

- Independently use the toilet
- Wash hands
- Able to take on/off jacket/coat/sweatshirt
- Able to hang up own jacket/coat
- Able to open/close velcro fasteners on his/her runners
- Has a small lunchbox and drinks beaker
- That he/she can open/close independently
- Your child's name needs to be written clearly on every item of schoolwear, lunchbox, bag etc.
- Is able to recognise his/her own written name and should be practicing how to independently write it
- Is able to count to 5
- Can recount simple stories, esp. Fairy Tales
- Is able to sing/say Nursery Rhymes
- PLEASE LABEL YOUR CHILD'S UNIFORM WITH A LABEL. MARKERS WEAR OUT.

# Conas Cabhrú le do pháiste sa bhaile

## How to help your child at home

### Scileanna Mínluaileacha

- Ag úsáid scian agus forc
- Ag cur im ar arán
- Ag scríúáil agus ag scaoileadh claibíní
- Ag cleachtadh le heochracha agus glais
- Ag láimhseáil airgid-sóinseáil
- Ag dúnadh sipeanna/ cnaipí/ iallacha bróga
- Ag úsáid luch an ríomhaire , ag clóscríobh
- Gníomhaíochtaí líníochta agus dathúcháin ag cinntiú go bhfuil an páiste ag breath ar an bpeann leis an ngeim 1,2,3
- Gníomhaíochtaí gearrtha
- Taos súgartha, theraputty
- Scríobh- Ag tosnú san áit ceart agus ag foirmliú litreacha i gceart
- Ag fáisceadh éadach aghaidhe
- Ag crochadh éadaí ar an líne- ag úsáid
- Greamairí
- Ag snáithiú
- Ag úsáid pionsúirín i gcluichí ar nós 'Operation'
- Ag Doirteadh
- Míreanna Mearaí
- Ag scuabadh fiacla
- Ag scuabadh gruaig

### Scileanna Oll-luaileacha

- Ag caitheamh-fo-ascailleach, os cionn lámhe
- Ag díriú
- Ag rith- ar aghaidh, siar, ó thaobh go taobh
- Ag preabadh- cos amháin, dhá chos, cleas na bacóide
- Ag rolladh
- Ag lámhacán- faoi/thar constaic
- Jumping-Jacks - ag comhordú lamha & cosa
- Ag cothromú
- Ag co-ordú
- Ag preabadh liathróidí de mhéideanna difriúla
- Ag breath orthu
- Ag bualadh liathroidí le raicéid, slacáin, camáin

### Fine Motor Skills

- Using knife and fork
- Buttering bread
- Screwing and unscrewing lids
- Practicing with locks and keys
- Handling money-change
- Closing zips/buttons/shoe laces
- Using computer-mouse control and typing
- Drawing and colouring activities ensuring
- Correct 1,2,3 grip.
- Cutting activities
- Play dough/theraputty
- Writing-correct starting point and formation
- Squeezing face cloths
- Hanging clothes on line - using pegs- pinching
- Threading
- Using tweezers in games like 'Operation'
- Pouring
- Jigsaws
- Brushing teeth
- Brushing hair

### Gross Motor Skills

- Throwing - underarm, overarm, aiming
- Catching - cradle catch
- Kicking - aiming
- Running - forwards, backwards, sideways.
- Hopping - one foot, two feet, hop-scotch
- Rolling
- Crawling-under/over obstacles
- Jumping-jacks - hands and legs
- Co-ordinating
- Balancing
- Bouncing balls of different sizes and
- Catching them
- Hitting balls with rackets, bats , hurls

## Próisis Aireachtála Perceptual Processes

Nuair a chuireann tú ceist ar do pháiste, tabhair **am** dóibh le smaoineamh ar cad atá ráite agat.

Ná déan athrá ort féin ar an bpointe.

Cuimhnigh go bhfuil am breise ag teastáil ón bpáiste chun próiseáil a dhéanamh ar cad a fheiceann agus a chloiseann sé/sí. Má fhanann tú, gheobhaidh tú freagra, ach má dhéanann tú athrá ort féin nó má chuireann tú brú ar an bpáiste, cuirfidh tú mearbhall air/uirthi. **BÍODH FOIGHNE AGAT!**

When asking your child a question or giving instructions **allow time** for your child to think about what you have said. Do not repeat straight away. Remember your child needs extra time to process what s/he sees and hears. If you wait you will get a response but if you repeat or rush your child s/he will become confused. **BE PATIENT!**

- Cinntigh go bhfuil tú ag breathnú sa súil ar do pháiste nuair a thugann tú treoracha dó/di
- Tabhair comhartha nó sínigh méar mas gá.
- Tabhair treoracha soiléir gonta dó/di agus iarr air/uirthi iad a athrá leat.
- Déan sortáil ar ábhair atá sa bhaile
  - stocaí
  - torthaí
  - glasraí
  - bia don chuisneoir
  - bia do na cófraí
  - éadaí a bhaineann le daoine difriúla sa teach
  - sceanra
  - Déan sortáil ag úsáid dath, méid, cruth, patrúin agus an áit ina bhfuil rudaí.
- Iarr ar do pháiste scéal a athinsint and díriú ar ord ceart na n-eachtraí/seicheamhú, agus freagairt ceistanna a bhaineann leis an scéal.
- Gníomhaíochtaí a cheanglaíonn na poncanna.
- Críochnaigh an pictiúr
- Tabhair treoracha ó bhéal - Dathaigh an bláth dearg, cuir ciorcal timpeall ar an gcat, tarraing hata ar cheann an fhir.

- Ensure your child makes eye contact with you when you are giving instructions.

- Gesture or point if necessary

- Give clear and concise instructions and ask your child to repeat.

- Sorting all kinds of items found at home
  - match socks
  - fruit
  - vegetables
  - foods for fridge
  - foods for cupboards
  - clothes belonging to different people in house.
  - cutlery
  - sort based on colour, size, shape, patterns and position.

- Ask your child to retell a story and concentrate on correct order of events /sequencing and answering questions related to the story.

- Join the dots activities

- Finish the picture

- Give verbal instructions - colour the flower red, put a circle around the cat, draw a hat on the man's head.



- Rímeanna / Amhráin / Dánta- buail amach an rithim agus féach an féidir le do pháiste é a aithint gan focail.
- Buail amach rithim agus iarr ar do pháiste é a bhualadh ar ais chugat. Déan croiteoirí rís don ghníomhaíocht seo.
- Lean treoracha / oidis. Tosaigh le treoracha simplí agus diaidh ar ndiaidh, cuir leis an méid treoracha. mheabhruí duit, nó, bain ceann amháin agus iarr air / uirthi cad atá in easnamh.
- Ag cóipeáil téacs- iarr ar do pháiste cartáí a scríobh. Scríobh an beannacht agus iarr ar do pháiste é a chóipeáil
- Aimsigh na difríochtaí.
- Nursery Rhymes / Songs / Poems- tap beat and see if your child recognises it without words.
- Tap out a rhythm and ask your child to repeat it. Make simple rice shakers for this exercise.
- Follow directions / instructions / recipes begin with easy instructions and gradually increase number of instructions For example : Put the salt on the table, put the salt, pepper, knives and forks on the table.
- Copy text- help your child to write cards. You write the message – your child copies.
- Spot the differences



## Suíomhanna idirlín úsáideacha / Useful websites

[www.topmarks.co.uk](http://www.topmarks.co.uk)

[www.mathletics.com](http://www.mathletics.com)

[www.woodlands-junior.kent.sch.uk/](http://www.woodlands-junior.kent.sch.uk/)

[www.isfeidirliom.ie](http://www.isfeidirliom.ie)

[www.bbc.co.uk/schools](http://www.bbc.co.uk/schools)

[www.readingeggs.com](http://www.readingeggs.com)

# Teanga agus Cumarsáid

## Language and Communication

### Scileanna Cumarsáide agus Éisteachta

- san áireamh tá:

**Éisteacht** go cúramach

**Ag breathnú sa súil** nuair a bhíonn tú ag caint nó ag éisteacht

**Ag suí nó ag seasamh** go socair nuair a bhíonn duine ag labhairt leat nó nuair a bhíonn tú ag labhairt

**Ag suí nó ag seasamh** go ciúin nuair a bhíonn duine ag labhairt leat nó nuair a bhíonn tú ag labhairt

**Spreag do pháiste** chun féachaint 'sna súile ort nuair a bhíonn tú ag labhairt leis/léi agus nuair a bhíonn sé/sí ag labhairt leatsa.

Má úsáideann do pháiste **an focal "rud"**, spreag é / í chun an abairt a athrá ag úsáid an ainmfhocal ceart.

**Ná glac le freagraí** d'fhocal amháin nuair ba chóir go mbeadh abairt in úsáid. Spreag do pháiste chun abairtí a chríochnú. Má tá deacrachtaí ag do pháiste ag críochnú abairt, abair an abairt dó / di agus iarr ar do pháiste é a athrá duit **uair amháin**.

Má úsáideann do pháiste an aimsir / focal míceart agus é / í ag caint, déan aithris ar cad a dúirt sé / sí ag úsáid na focail cearta ach ná cuir fhiacal air / uirthi é a athrá.

**Spreag do pháiste** chun formhíniú a dhéanamh ar eolas a thugann sé / sí duit trí ceistanna a chuir air/uirthi.

### Communication and Listening skills include:

**Listening** carefully

**Making eye** contact when speaking or when being spoken to

**Sitting or standing** still when being spoken to and when speaking

**Sitting or standing** quietly when being spoken to and when speaking.

**Encourage your child** to make eye contact with you when you speak to him and when he is speaking to you.

### If your child uses the word

**"thing"**, encourage him to repeat the sentence using the correct naming word.

**Do not accept** one word answers when a sentence should be given. Always encourage your child to complete a sentence. If your child is struggling to complete a sentence, say the sentence and ask your child to repeat once.

If your child uses the wrong tense/word when speaking, repeat what your child has said using the correct words but don't ask them to repeat.

**Encourage** your child to elaborate on information given by asking questions about what (s)he has said.

## **AN GHAEILGE**

**Gaeilge** is the language that is spoken in this school 100% of the time. As a parent, you are not required to have any set standard of Irish. We do, however, expect all parents to actively encourage their child's learning and use of Irish. We ask parents to use whatever Gaeilge they have around the school. We understand that everybody isn't fluent but a little goes a long way and this is much appreciated! If you would like to improve your Gaeilge, here is some of our suggestions on how to do that:

- Attend Parent classes in the school
- Learn Irish in 3 minute lessons in your own time on the Duolingo app
- Download apps 'as Gaeilge' for your child to play- e.g cúla4
- [www.focloir.ie](http://www.focloir.ie) - English / Irish dictionary
- Watch TG4
- Listen to RnaG
- Bring the family on a trip to the Gaeltacht
- When buying books for your child buy books 'as Gaeilge'
- When you phone the scoil, use whatever Irish you have
- Read simple Irish books to your child
- Use as much Gaeilge as you can in the house
- Praise your child for every effort he/she makes to speak Gaeilge
- Write notes 'as Gaeilge' to the teacher, using Irish where possible and English where necessary

**Go raibh míle maith agat!**



Collection of Traditional Nursery  
Rhymes

**agus Rannta Gaeilge**

for Young Children to Practice and  
Learn at Home.



## **Baa Baa Black Sheep**

Baa, baa, black sheep  
Have you any wool?  
Yes sir, yes sir,  
Three bags full

One for my master,  
One for my dame,  
One for the little boy  
Who lives down the lane

## **Hey Diddle Diddle, The Cat and the Fiddle**

Hey Diddle Diddle  
The Cat and the Fiddle  
The Cow jumped over the moon.  
The Little Dog laughed  
To see such sport  
And the dish ran away with the spoon.





## Hickory Dickory Dock

Hickory Dickory Dock  
The mouse ran up the clock,  
The clock struck one,  
The mouse ran down  
Hickory Dickory dock..



## Humpty Dumpty

Humpty Dumpty sat on the wall,  
Humpty Dumpty had a great fall.  
All the king's horses  
And all the king's men  
Couldn't put Humpty Dumpty  
Together again.



## **Mary had a little lamb**

Mary had a little lamb,  
Its fleece was white as snow  
And everywhere that Mary went  
The lamb was sure to go

It followed her to school one day  
Which was against the rules,  
It made the children laugh and play  
To see a lamb at school.



## **Twinkle Twinkle Little Star**

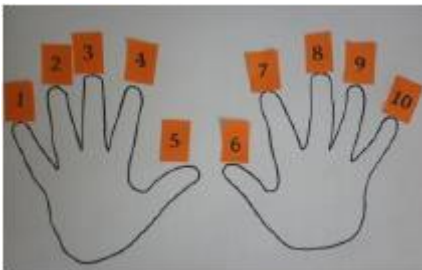
Twinkle twinkle, little star,  
How I wonder what you are.  
Up above the world so high,  
Like a diamond in the sky.  
Twinkle twinkle, little star,  
How I wonder what you are.



## Ten Little Fingers

One little, two little, three little fingers,  
Four little, five little, six little fingers,  
Seven little, eight little, nine little fingers,  
Ten little fingers here

Ten little, nine little, eight little fingers,  
Seven little, six little, five little fingers,  
Four little, three little, two little fingers,  
One little finger here.



## Row, Row, Row Your Boat

Row, row, row your boat  
Gently down the stream,  
Merrily, merrily, merrily, merrily  
Life is but a dream



### **See Saw Margery Daw.**

See Saw Margery Daw,  
Jacky shall have a new master;  
He shall earn but a penny a day,  
Because he can't work any faster.



### **Grand Old Duke of York**

The Grand Old Duke for York  
He had ten thousand men  
He marched them up to the top of the hill  
And he marched them down again.  
And when they were up they were up  
And when they were down they were down  
And when they were only half way up  
They were neither up nor down.



## **If You're Happy and You Know It Clap Your Hands!**

If you're happy and you know it, clap your hands.

Clap, Clap.

If you're happy and you know it, clap your hands.

Clap, Clap.

If you're happy and you know it, then your face will surely show it.

If you're happy and you know it, clap your hands.

Clap, Clap.

If you're angry and you know it, stamp your feet.

Stomp, Stomp.

If you're angry and you know it, stamp your feet.

Stomp, Stomp.

If you're angry and you know it, then your feet will surely show it.

If you're angry and you know it, stamp your feet.

Stomp, Stomp.

If you're happy and you know it, shout "Hooray!"

"Hoo-ray!"

If you're happy and you know it, shout "Hooray!"

"Hoo-ray!"

If you're happy and you know it, then your voice will surely show it

If you're happy and you know it, shout "Hooray!"

"Hoo-ray!"






## **I'm a Little Teapot**

I'm a little teapot, short and stout  
Here is my handle, here is my spout  
When I get all steamed up hear me shout.  
Just tip me over and pour me out.



## **Incy Wincy Spider**

Incy Wincy spider went up the water spout  
Down came the rain  
And washed the spider out  
Out came the sunshine and dried up all the  
rain  
And Incy Wincy spider went up the spout  
again.



## Jack and Jill

Jack and Jill went up the hill  
To fetch a pail of water  
Jack fell down and broke his crown  
And Jill came tumbling after.



## Teddy Bear, Teddy Bear

Teddy Bear, Teddy Bear turn around,  
Teddy Bear Teddy Bear touch the ground,  
Teddy Bear, Teddy Bear run upstairs,  
Teddy Bear, Teddy Bear say your prayers,  
Teddy Bear, Teddy Bear turn off the light,  
Teddy Bear, Teddy Bear say goodnight (quietly).



## Tommy Thumb

Tommy Thumb is up and Tommy Thumb is down  
Tommy Thumb is dancing all around the town  
Dancing on my shoulders, dancing on my head  
Dancing on my knees now tuck him into bed.

Peter Pointer's up and Tommy Thumb is down  
Peter Pointer's dancing all around the town  
Dancing on my shoulders, dancing on my head  
Dancing on my knees now tuck him into bed.

Taylor Tall is up and Taylor Tall is down  
Taylor Tall is dancing all around the town  
Dancing on my shoulders, dancing on my head  
Dancing on my knees now tuck him into bed.

Ruby Ring is up and Ruby Ring is down  
Ruby Ring is dancing all around the town  
Dancing on my shoulders, dancing on my head  
Dancing on my knees now tuck him into bed.

Patty Pinkie's up and Patty Pinkie's down  
Patty Pinkie's dancing all around the town  
Dancing on my shoulders, dancing on my head  
Dancing on my knees now tuck him into bed.

Finger Families up and  
Finger Families down.  
Finger Families dancing all around the town  
Dancing on my shoulders, dancing on my head  
Dancing on my knees now tuck him into bed.  
Dancing on my knees now tuck him into bed



## Peter hammers

Peter hammers with one hammer, one hammer, one hammer

Peter hammers with one hammer all day long

(both hands now)

Peter hammers with two hammers etc.

(both now hands and one foot)

Peter hammers with three hammers etc.

(now both hands and both feet)

Peter hammers with four hammers etc.

(now nod your head as well)

Peter hammers with five hammers etc.



Peter's very tired now, tired, now, tired now

Peter's very tired now and so he's going to sleep

Peter's waking up now, up now, up now

Peter's waking up now and hammering again.

Head, shoulders, knees and toes, knees and toes.

Head, shoulders, knees and toes, knees and toes

Head, shoulders, knees and toes, knees and toes

And eyes and ears and mouth and nose


Head, shoulders, knees and toes, knees and toes

(Repeat, getting faster each time)



## One two buckle my shoe

One two buckle my shoe  
Three, four, knock at the door  
Five, six, pick up sticks  
Seven, eight, lay them straight  
Nine, ten, a big fat hen  
Eleven, twelve, dig and delve  
Thirteen, fourteen, maids a-courting  
Fifteen, sixteen, maids in the kitchen  
Seventeen, eighteen, maids in waiting  
Nineteen, twenty, my plate's empty.



## One Two Three Four Five

One, two, three, four, five.  
Once I caught a fish alive,

Six, seven, eight, nine, ten,  
Then I let it go again.


Why did you let it go?  
Because it bit my finger so.

Which finger did it bite?  
This little finger on the right.





## **Five little monkeys jumping on the bed**



Five little monkeys jumping on the bed,  
One fell off and bumped his head.  
Mama called the Doctor and the Doctor said,  
"No more monkeys jumping on the bed!"

Four little monkeys jumping on the bed,  
One fell off and bumped her head.  
Papa called the Doctor and the Doctor said,  
"No more monkeys jumping on the bed!"

Three little monkeys jumping on the bed,  
One fell off and bumped his head.  
Mama called the Doctor and the Doctor said,  
"No more monkeys jumping on the bed!"

Two little monkeys jumping on the bed,  
One fell off and bumped her head.  
Papa called the Doctor and the Doctor said,  
"No more monkeys jumping on the bed!"

One little monkey jumping on the bed,  
He fell off and bumped his head.  
Mama called the Doctor and the Doctor said,  
"Put those monkeys straight to bed!"

## **This Old Man**

This old man, he played one  
He played knick-knack on my  
thumb  
With a knick-knack paddywhack,  
give a dog a bone  
This old man came rolling home

This old man, he played two  
He played knick-knack on my shoe  
With a knick-knack paddywhack,  
give a dog a bone  
This old man came rolling home

This old man, he played three  
He played knick-knack on my knee  
With a knick-knack paddywhack,  
give a dog a bone  
This old man came rolling home

This old man, he played four  
He played knick-knack on my door  
With a knick-knack paddywhack,  
give a dog a bone  
This old man came rolling home

This old man, he played five  
He played knick-knack on my hive  
With a knick-knack paddywhack,  
give a dog a bone  
This old man came rolling home



This old man, he played six  
He played knick-knack on my  
sticks  
With a knick-knack paddywhack,  
give a dog a bone  
This old man came rolling home

This old man, he played seven  
He played knick-knack up to  
heaven  
With a knick-knack paddywhack,  
give a dog a bone  
This old man came rolling home

This old man, he played eight  
He played knick-knack on my gate  
With a knick-knack paddywhack,  
give a dog a bone  
This old man came rolling home

This old man, he played nine  
He played knick-knack on my spine  
With a knick-knack paddywhack,  
give a dog a bone  
This old man came rolling home

This old man, he played ten  
He played knick-knack once again  
With a knick-knack paddywhack,  
give a dog a bone  
This old man came rolling home



## Five Fat Sausages

Five fat sausages sizzling in a pan  
one went pop the other went bang.

Four fat sausages sizzling in a pan  
one went pop the other went bang.


Three fat sausages sizzling in a pan  
one went pop the other went bang.

Two fat sausages sizzling in a pan  
one went pop the other went bang.

One fat sausage sizzling in a pan  
one went pop the other went bang.

No fat sausages sizzling in a pan.





Aon, dó,  
Muc is bó,  
Trí, ceathair,  
Brogá leathair,  
Cúig, sé,  
Cupán tae  
Seacht , ocht,  
Seanbhean bhocht,  
Naoi , deich,  
Císte te.



Froganna beaga glasa,  
Froganna beaga buí,  
Froganna beaga glasa,  
Is a Mamaí ina suí.  
Daidí Frog ina sheasamh ,  
Is maide ina láimh,  
Ag múineadh do na froganna,  
Conas snámh.





### Hé didil didl

An cat is an fhidil

Chuaigh an bhó thar an ghealach de léim

Ina shuí ar an staighre

Rinne an coileán beag gáire

Is d'ímigh an pláta leis an spúnóg i gcéin.



### Mise an traein

Puf,puf,puf

Mise an madra

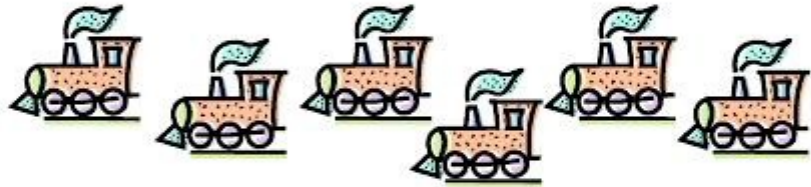
Bhuf,bhuf,bhuf

Mise an bus

Bíp,bíp,bíp

Mise an sicín

Síp,síp síp





## Istigh sa sú tá an bábaí cangarú

Léim anois

Léim anois

Léim anois go luath



## Istigh sa sú tá an Mamaí cangarú

Léim anois

Léim anois

Léim anois go luath



## Istigh sa sú tá an Daidí cangarú

Léim anois

Léim anois

Léim anois go luath



## Fear an Phoist

Tá duine ag an doras

Bing-bong! Bing –bong!

Tá duine ag an doras

Bing-bong!

Cé atá ann ar maidin go moch?

Mise atá ann arsa Fear an Phoist

Bing-bong! Bing –bong! Bing –bong!



**Buail bos**



Gread cos

Cas timpeall

Is glac sos

